



Welcome to your Film Studies Y11 to Y12 transition booklet

At KS5 Film Studies is made up of three components:

1. **Film History**
2. **Critical Approaches to Film**
3. **Making Short Film**

In order to analyse and produce film you will need to become familiar with the **micro-elements** of film form:

- Cinematography
- Lighting
- Mise-en-scene
- Sound
- Performance
- Editing

The Film Studies ALevel is underpinned by key **concepts and theories**:

- Genre
- Narrative
- Representation
- Aesthetics
- Spectatorship
- Auteurism
- Ideology

We will study a diverse range of film from different **contexts**:

- Silent Era Film
- Classic Hollywood and New Hollywood
- US Independent and Contemporary Film
- Contemporary British Film
- Documentary
- Experimental Film and Surrealism
- German Expressionism
- Global and non-English language film

This booklet is going to take you through a range of activities that are designed to prepare you for studying Film Studies at KS5

General Information and Advice:

The most important thing for you to do is to watch a wealth of film, and to watch it critically. Begin to think about analysing the narrative, characters and themes that are presented within each film and what effect it has on you. Consider watching film from different genres, time periods and places.

Get a taste of the practical and technical skills you will gain while producing your own films by checking out our [YouTube channel](#) that showcases previous student work. Some of the work relates to Media Studies rather than Film Studies so make sure you look at the film openings.

You could also begin to experiment with producing your own film using whatever equipment (smart phone, tablet, camera) and software available to you. For example, iMovie is available for free on apple devices and is relatively user friendly.

[Ted Talks](#) have a wealth of interesting videos about the power of film and the film making process.

The [BFI](#) (British Film institute) has a number of free resources, articles and events for young people and an archive of material you can watch for free.

The [Studio Binder](#) blog has helpful articles on film micro-elements, concepts and theories.

Keep up to date reading film related news articles - [The Guardian on Film](#) for example.

Have a look at this helpful resource from *Into Film* to gain an understanding of the many different roles within film production – [Who makes a film?](#)

Contents

Welcome to your Film Studies Y11 to Y12 transition booklet	1
General Information and Advice:.....	2
Activities:.....	4
Film Genre Bingo.....	4
Film Genre Conventions.....	4
My Film History	5
My Film World.....	6
My Film Timeline.....	7
Writing a Film Review	8
Film Poster Analysis	9
Film Poster Design	13
Film Anagrams	14
Film Crossword.....	15
Key Terminology	16
Story Structure.....	19
Plan your own story	20
Create an authentic character	21
Film Mood Board	22
Planning a scene	23
Writing and Formatting a Screenplay	24
Film Storyboard – Overview	25
Film Storyboard in Detail	26
Shoot and then edit your film	27
Evaluate your Film.....	27
Silent Film.....	27
Keep a film diary	28
Appendix – What to watch	29

Activities:

Film Genre Bingo

Have you watched a film from each genre?

FILM GENRE BINGO			
Horror	Science Fiction	Comedy	Documentary
Action	Western	Thriller	Anime
Rom-com	Drama	Musical	Historical Drama
Silent Film	Superhero	Coming of Age (Teen)	Martial Arts
Fantasy	Romance	Adventure	War

Film Genre Conventions

Conventions are the ingredients of a particular film genre, or the way in which it is usually done.

- Research the conventions of different genres and create a poster to represent each genre using images, symbols and key words.

My Film History

1. Make a list of all the films you remember watching and add notes about what you remember. What did you enjoy about the film? What didn't you like?
2. Make a list of all the films you have made yourself such as home videos, youtube videos, montages, stories on social media etc. Why did you make these films? What skills did you use? What decisions did you make and why?

My Film World

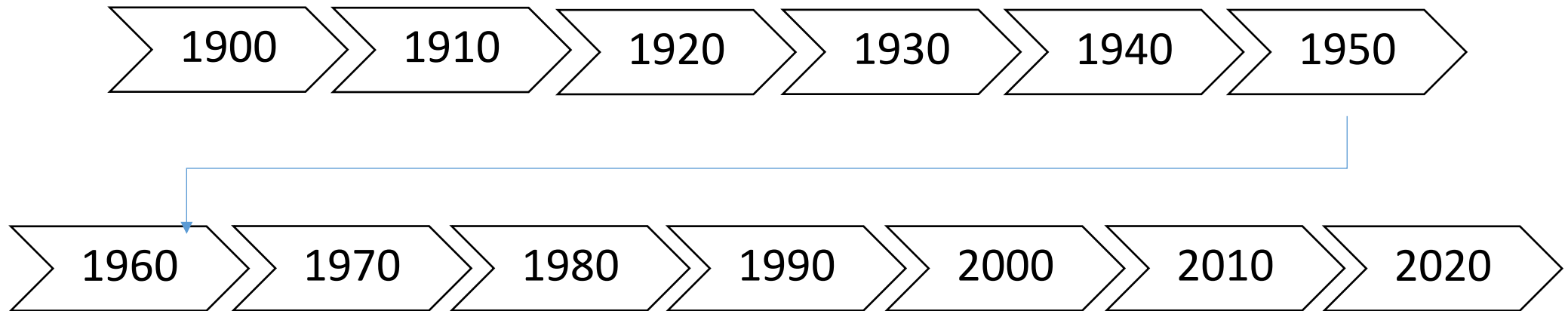
Plot the different films you have watched onto this world map based on which country the film was produced in, and shade in the area.

Where do most of the films you watch originate? Are there parts of the world whose films you haven't seen?




My Film Timeline

Make list of all the film you remember watching and add them to the timeline depending on when they were released. Continue adding to the timeline as you explore different periods of film!



Writing a Film Review

Use this structure to help you write a review of a film:

Film Title:
Introduction: Include a catchy opening to draw your reader in, make the film and your article sound interesting!
Brief Plot Summary: Describe the main plot points without giving away too much – just a taste of what the film is about, no big spoilers but enough to entice people to see it for themselves.
Your Opinion: What was your overall impression of the film? Which scenes or elements of the film did you like? What are your criticisms?
Meaning: What do you think the deeper meaning of the film is? What are the key themes and what effect did it have on you?
Conclusion: Summarise your review and finish with something memorable.
Star Rating: Rate the film out of 5 stars. 

Film Poster Analysis

This template names the features of a film poster -




- Annotate each of the following film posters in three different colours

Colour 1: Label what you can see (objects, figures, images, locations, setting, objects, facial expressions for examples)

Colour 2: Add a note to each label – What are the connotations of what you can see? What might this suggest? What can you infer?


Colour 3: What questions do you have?





Film Poster Design

Design your own film poster for your favourite film




Film Anagrams

Unscramble the letters of these film titles:

1. Inking Lo (4,4)
2. Antic Ti (8)
3. Grafted He Hot (3,9)
4. Be Keno Tooth (3,8)
5. Cop Shy (6)
6. Dank Trek Thigh (3,4,6)
7. Staining Inhering (7,2,3,4)
8. Outback Here Tuft (4,2,3,6)
9. Raja Ricks Sup (8,4)
10. Or Toy Sty (3,5)

Film Crossword



Across

- 3. Actor who said 'life is like a box of chocolates' and cried 'wilson'
- 5. Young boy raised by wolves in the jungle
- 8. He rescues a princess with a donkey but things go green by nightfall
- 11. Thanos wipes out half of the universe and we're in need of our heroes
- 12. Quirky teenage girl who gets pregnant

Down

- 1. A clown with a red balloon who invites you to float
- 2. Character in a novel adaptation played by Daniel Radcliffe
- 4. Film about a boy left behind at Christmas time who battles burglars
- 6. Male with special responsibility at a Baptism
- 7. Series of films about an intergalactic war between good and evil
- 9. Film about a friendly and intelligent alien stranded on earth
- 10. Teen comedy starring Lindsay Lohan as a high school student who goes plastic

Key Terminology

Create your own glossary of key terms by finding out the definitions of each micro-element and the various components/ techniques of each. Can you challenge yourself to consider the *effect* of each one too?

	Definition	Effect
Cinematography		
Establishing shot		
Long shot		
Medium long shot		
Medium shot		
Medium close-up		
Close-up		
Extreme close-up		
Overhead		
Point of view (POV)		
Over shoulder shot		
High angle		
Low angle		
Canted angle (Dutch)		
Pan		
Tilt		
Track		
Dolly		
Crane		
Hand-held (Steadicam®)		
Zoom		

- Why not take pictures to illustrate each camera angle and shots? You could create an image glossary to help you remember them.

	Definition	Effect
Lighting		
3 Point Lighting		
Key Light		
Fill Light		
Back light		
High key lighting		
Low key lighting		
Hard lighting		
Soft lighting		


	Definition	Effect
Mise-en-scene		
Setting		
Performance		
Facial expression		
Movement		
Gesture		
Gait		
Voice		
Costume		
Props		

	Definition	Effect
Sound		
Diegetic sound		
Non-diegetic sound		
Ambient sound		
Synchronous sound		
Asynchronous sound		
Foley sound		
Sound bridges		
Soundtrack		
Score		
Dialogue		
Voice Over		

	Definition	Effect
Editing		
Continuity editing		
Non-continuity editing		
180 degree rule		
Cutaways		
Shot/reverse shot		
Eyeline match		
Action match		
Graphic match		
Cross-cutting		
Flashback or flashforward		
Intercutting		
Montage		

Story Structure

Think about the latest film you watched – can it be mapped onto this basic story structure?



The Three Act Film Structure

Beginning	Set up and call to action (<u>Inciting Incident</u>)
Middle	<u>Things go well</u> , initial objectives achieved.
	Forces of <u>antagonism</u> grow.
	<u>Crisis</u> / confrontation with antagonist.
End	<u>Climax</u> , things resolved for good or bad.

Plan your own story

Use this structure to plan your own story for a film:

Exposition (Introduce the Setting and Main Character)	
Inciting Incident (what will happen to get the story going/ introduce a problem or antagonist?)	
Rising Action (How do the forces of antagonism grow?)	
Climax	
Falling Action and Resolution (for good or bad)	

CHARACTER PROFILE

NAME: <input type="checkbox"/> MASTER <input type="checkbox"/> MAJOR <input type="checkbox"/> MINOR	
OCCUPATION:	AGE:
SUMMARY:	
CULTURE:	

LOVES
FAMILY:
FRIENDS:
ROMANCE:
THINGS:

INDIVIDUALITY
FLAWS:
GRACES:
QUIRKS:
SKILLS:
CARDINAL SIN: PRIDE GREED ENVY WRATH LUST GLUTTONY SLOTH
MBTI: EXTRAVERTED INTROVERTED SENSING INTUITION THINKING FEELING JUDGING PERCEIVING

JOURNEY
SUPERFICIAL GOAL:
ULTIMATE GOAL:
MOTIVATION:
CONFLICT:
AWAKENING:

writeasaurite.wordpress.com

SOUND
DICTION:
SAMPLE SYNTAX:
CATCHPHRASE:

LOOK
BODY:
SKIN:
HAIR:
EYES:
FACE:
HANDS:
UNIQUE FEATURES:
MOVEMENT:
STYLE:
COLORS:
TEXTURES:
TOPS:
BOTTOMS:
ACCESSORIES:

writeasaurite.wordpress.com

Film Mood Board

What style/ look do you want? Create a mood board for your film – think images, colours, textures

The mood board template consists of 10 empty rectangular boxes arranged in a grid-like fashion. The boxes are as follows:

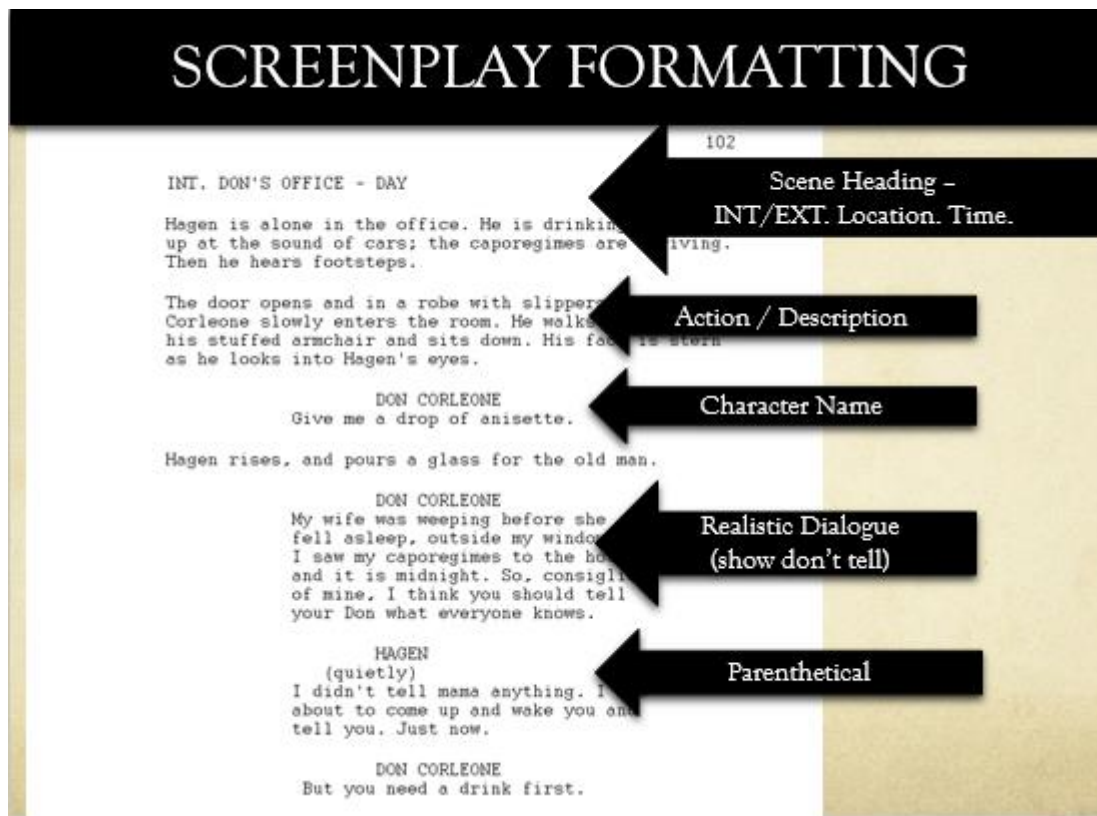
- Top row: A large horizontal rectangle on the left, a small vertical rectangle in the center, and a large horizontal rectangle on the right.
- Second row: A large horizontal rectangle on the left, a very large horizontal rectangle in the center, and a tall vertical rectangle on the right.
- Bottom row: Two small horizontal rectangles on the left, a small vertical rectangle in the center, and a small horizontal rectangle on the right.

Planning a scene

Use these questions to plan one short scene from your film

1. Are we inside or outside? INT – Interior or EXT – Exterior
2. What is the location?
3. What time of day is it?
4. What does the character want in this scene?
5. What are the obstacles that they face in this scene?
6. What methods do they use to overcome those obstacle?
7. What is the outcome?

➤ Watch this video essay on script writing – [here](#).



- Write your scene trying to maintain the correct formatting. You can use Microsoft word or use [celtx](https://www.celtx.com/) software online for free.

FILM STORYBOARD

PROJECT TITLE		PROD. #		DATE	
PROD.COMPANY		SCRIPT DATE			
DIRECTOR		ARTIST			

FRAME

☐ ECU

☐ CU

☐ MCU

☐ MS

☐ LS

☐ ELS

SET PLAN

Lens

Height

Scene #

0

Shot #

0

Script Page(s)

0

Length of Shot

0

DESCRIPTION OF SCENE

ACTION

DIALOG

Light

☐ Day

☐ Night

☐ Interior

☐ Exterior

Sound



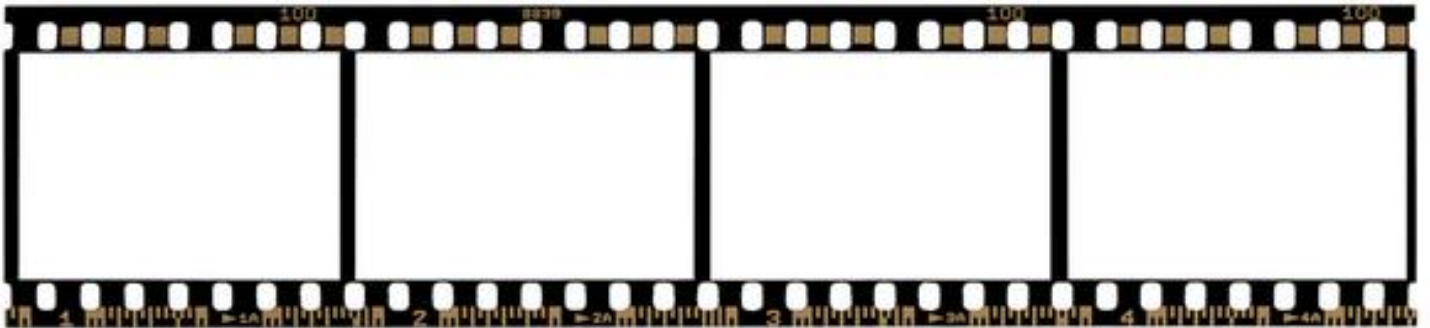
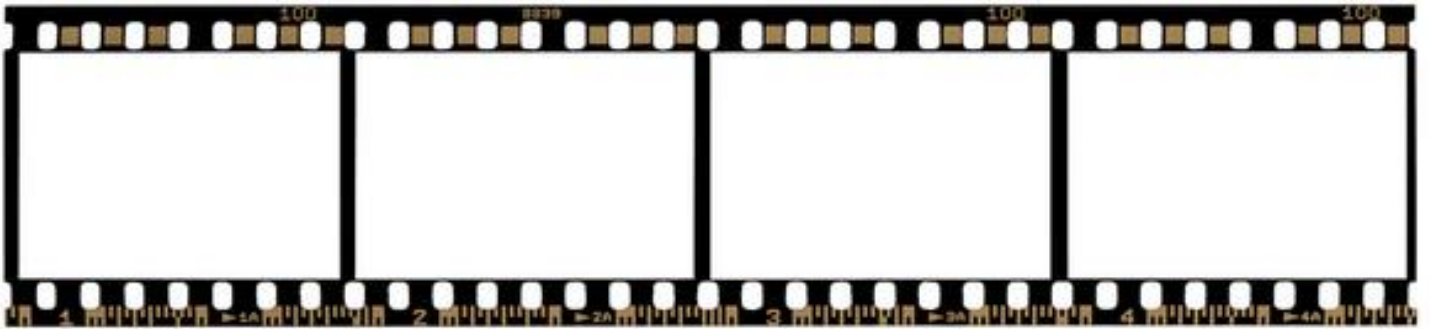
☐ Sync

☐ MOS

☐ Wild

Film Storyboard in Detail

Create a storyboard of your scene. What different camera shots and angles will you use?



Shoot and then edit your film

- Shoot your scene using whatever equipment you have available to you
- Select what material you want to use and omit
- Consider what order you want to present the shots
- How long do you want to leave each shot running?
- How will you transition from one shot to another?
- Add sound or an effect if you like.

Evaluate your Film

Write an evaluation of your own short film using these questions to prompt you.

- What was your inspiration for the film?
- What research did you do?
- What overall style/look were you hoping to achieve?
- How did you plan? What decisions did you make?
- What did you do? Talk us through the process and refer to specific moment(s) in your film – what effects were you hoping to achieve?
- How successful do you think you were? Do you think you achieved the desired effect?
- What are you proud of?
- What would you do differently?

Silent Film

Watch a silent film such as Charlie Chaplin's The Kid - <https://youtu.be/q1U0eKOOwsQ>

Can you make your own silent film? Without sound and colour how will you communicate meaning and tell the story?

Keep a film diary

Date	Name of film	Director	Viewing conditions (how, where, who)	Themes	Memorable moments	Emotional response

Appendix – What to watch

Film Recommendations			
Horror	Science Fiction	Comedy	Documentary
Get Out The Shining The Exorcist The Wicker Man The Blair Witch Project	The Matrix Blade Runner Interstellar Gravity Inception	Groundhog Day Some like it Hot Hot Fuzz The Big Lebowski Mean Girls	Blackfish Bowling for Columbine The March of the Penguins
Action	Western	Thriller	Anime
Mad Max Fury Road John Wick The Terminator Kill Bill	Django The Good, the Bad, and the Ugly True Grit	Psycho Seven Shutter Island Memento Fight Club	Spirited Away Ponyo Princess Monoke My Neighbour Totoro
Rom-com	Drama	Musical	Historical Drama
Notting Hill Bridget Jones's Diary Pretty Woman Crazy, Stupid Love About Time Amelie Clueless The Wedding Singer	Schindler's List The Godfather A Star is Born 12 Years a Slave Taxi Drive Moonlight	The Sound of Music Grease Singin' in the Rain The Rocky Horror Picture Show La La Land Moulin Rouge	The Kings Speech Braveheart The Last of the Mohicans Titanic Gladiator Lawrence of Arabia Gangs of New York
Silent Film	Superhero	Coming of Age (Teen)	Martial Arts
The Kid The Artist Metropolis The Cabinet of Dr. Caligari The Passion of Joan of Arc	The Dark Knight Black Panther Wonder Woman Avengers Deadpool Kick-ass Guardians of the Galaxy	Ferris Bueller's Day off The Perks of being a Wallflower The Breakfast Club 10 things I hate about you Juno Rebel without a Cause	Kung Fu Panda Crouching Tiger, Hidden Dragon Enter the Dragon
Fantasy	Romance	Adventure	War
The Wizard of Oz Lord of the Rings Pan's Labyrinth Labyrinth The NeverEnding Story Edward Scissorhands	The Notebook Casablanca Dirty Dancing Brokeback Mountain Breakfast at Tiffany's	Raiders of the Lost Ark Pirates of the Caribbean	Dunkirk Fury The Last Samurai Apocalypse Now The Pianist The Hurt Locker War Horse