



KS3 Revision Techniques



Help! How do I prepare for an assessment?



Your teacher will give you a topic list for any end of year assessments. You can use the topic list to make a checklist of what you need to revise.

If you are not sure what will be tested in any end of year assessments, don't worry! You can ask your teacher or you can speak to any of our TA team and we can find out for you.

Here is an example of a Maths topic list:

Topic	Revised	Notes
Place value.	Green	
Positive and negative numbers.	Green	
Operations - Calculations.	Amber	Need more practice questions – see teacher
Rounding and estimating.		
Powers and roots.	Red	Not done in lessons yet
Prime numbers, factors and multiples.	Green	
Decimals.		
Fractions.	Amber	Need to go to Maths help club

You can see that it is red, amber or green depending on confidence, with some notes of things to do to help you to feel confident.



How do I revise?

Firstly, make a revision timetable.

Revision needs to be "active" – you need to DO something and not just read or highlight your notes.

Revision Timetable

Don't let this be you...
Plan ahead!

	Monday	Tuesday	Wednesday	Thursday	Friday	Saturday
Topic						
15 mins break						
Topic						
15 mins break						
Topic						

Monday	Tuesday	Wednesday	Thursday	Friday	Saturday	Sunday
School 9.00 - 15.00	School 9.00 - 15.00	School 9.00 - 15.00	School 9.00 - 15.00	School 9.00 - 15.00	Homework 10.00 - 12.00	General Revision 10.00 - 11.30
Homework 16.00 - 16.40	Homework 16.00 - 16.40	Homework 16.00 - 16.40	Homework 16.00 - 16.40	Homework 16.00 - 16.40	General Revision 13.00 - 14.00	Homework 12.00 - 13.30
Chemistry 17.00 - 17.40	English 17.00 - 17.40	History 17.00 - 17.40	Maths 17.00 - 17.40	English 17.00 - 17.40	General Revision 17.00 - 18.00	General Revision 16.30 - 17.30
Dinner 18.40 - 19.20	Dinner 18.40 - 19.20	Dinner 18.40 - 19.20	Dinner 18.40 - 19.20	Dinner 18.40 - 19.20	Dinner	Dinner
Maths 18.40 - 19.20	French 18.40 - 19.20	Biology 18.40 - 19.20	Physics 18.40 - 19.20	Geography 18.40 - 19.20		


	W	T	F	S	S
Waking up and getting ready				Sleep	Sleep
Travel to school	School	School	School		
15.30	Travel home	English support	Travel home	09.30 - Business Elec work (45 mins)	09.30 - Physics revision (45 mins)
16.00	Travel home				
16.30			computing club		
17.00	Science tutor	17.00 - R.E. revision (30 mins with 10 mins break in the middle)	English tutor	15.30 - History revision (45 mins)	
17.30			computer studies revision		
18.00	18.15 - Biology revision (45 mins)		Revision group - English		10.30 Maths revision (90 mins with 10 min break in the middle)
18.30			Martial arts training		
19.00	Homework	Homework			Maths tutor
19.30					
20.00	Dinner	Dinner			
20.30					
21.00					
21.30	21.30 - Chemistry revision (45 mins)		Dinner		
22.00					
22.30					
23.00					

FREE DAY - READ A BOOK, VISIT FRIENDS, PLAY GAMES, AND DON'T THINK ABOUT WORK

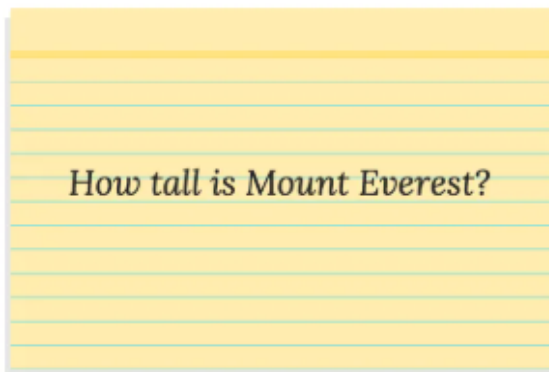
Pop into our R24 after-school club if you would like some help making a timetable!

What are revision (or flash) cards?

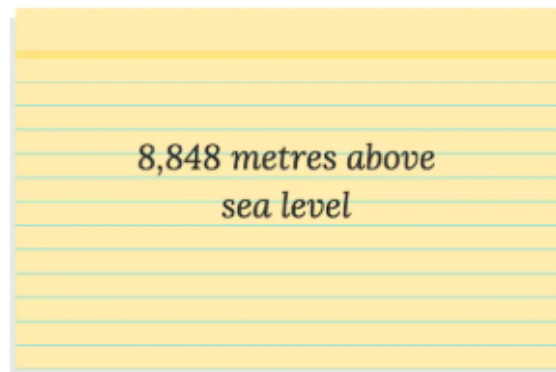
These can help you to remember information.



- Write down key words, questions or equations on one side of the card.
- Write down definitions or answers on the other side.

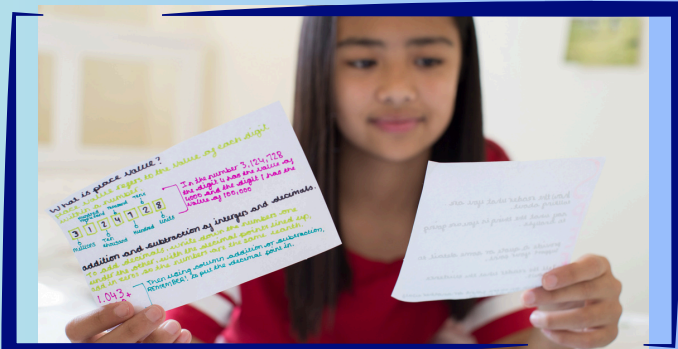


FRONT

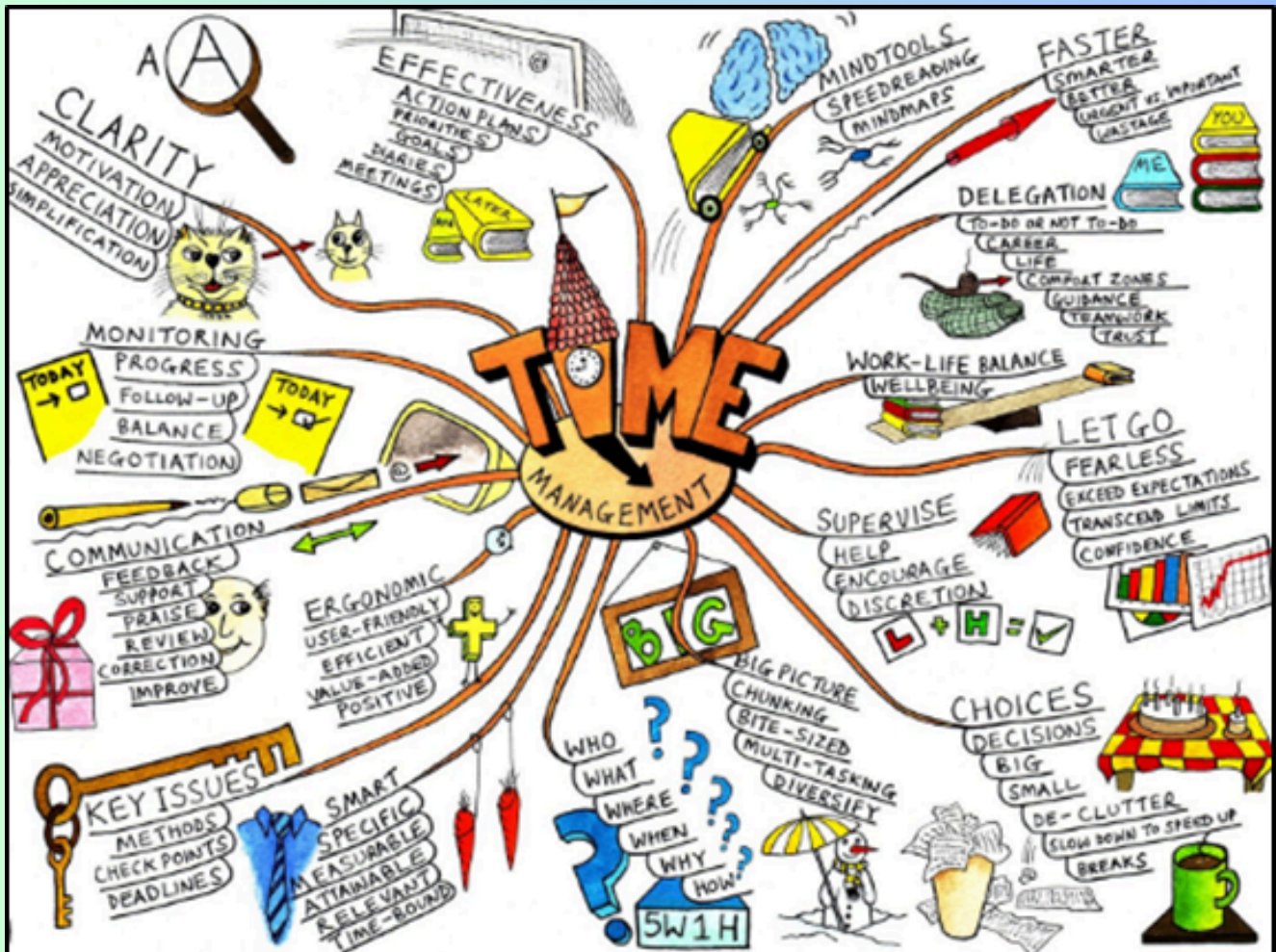


BACK

You might prefer a different method of revising, so don't worry if revision cards are not for you!



Use mind maps or spider diagrams



- Your map subject goes in the middle of the page.
- Add key ideas and draw lines connecting them to your main heading.
- Use key words or images for each piece of information.
- Link new content to your current map.
- Change the style, size or colour of items to represent important content.
- Use colours to represent themes or relationships.

You might prefer to draw cartoons to summarise and memorise a sequence of events.

How long should I study?



Little and often: 20-30 minute slots with a break in between is better than a long 2-hr session.

Take an actual movement break between each 20 minute session – leave the room for a few minutes.



Give yourself a reward for studying – allow yourself a treat or some social media time at the end of each complete session.



Put notes where you will see them!

Stick essay plans, mind maps, key facts or vocabulary around your study space at home or anywhere where you look regularly (on the fridge is perfect).



You will subconsciously absorb the information without realising it!

Where do I study?

Find the right study environment for you.

If your bedroom is too distracting, then use the kitchen table.



If these aren't suitable for you, you can come in to school early or stay after school to use R24, or you can even go to your local library.



How can my friends help?

Instead of writing a timed essay, get together with your classmates and have a debate or discussion on a key topic. This will help you to think and express yourself clearly under pressure.



With one or two classmates, do some joint essay planning or mind mapping – each of you adds a new strand to the mind map or spider diagram in turn.

How can my friends help?

Turn revision into a game!



Write some question cards on a topic, get an old board game and adapt it.

Answer a question for each roll of the dice.

Answer correctly, roll again, answer incorrectly and you'll do whatever penalty the game involves.

Each player needs to prepare a set of questions on part of the topic used for the game, so you will share the workload.

You will need to prepare ANSWERS as well as QUESTIONS!



Who can you talk to?


Please remember that if you are struggling with your revision, we are here to help you! The people that you can talk to are:

- Your subject teachers, or another teacher in the departments
- Ms O'Brien, Ms Scott
- Your Progress and Achievement Leader or your Form Tutor
- Ms McGinley or any of the Teaching Assistant team

It is easy to feel overwhelmed about organising your study. Please don't suffer in silence, come and chat to us if you need any help.

After-school support

Homework club runs every day from 3.20-4.15 in R24.



You are more than welcome to come along for TA support with homework or revision.

