

**Enfield County School for Girls**

*Onward Even, Together*

# **Y11 GCSE REVISION TIMETABLES 2024**

---

## **THE FINAL PUSH..**

**Day by Day, Week by Week you will SUCCEED**



**Y11 Pre-Public Examinations - DECEMBER 2024**

## Revision Strategy


1. **MAKE and IMPROVE** your revision notes, redrafting your first version. Don't forget to make use of resources on MS Teams.
2. **CONDENSE** the notes by hand – on lined paper papers under headings or question or on mind-maps / timelines /revision cards / diagrams. **Use colour to categorise information.**
3. **EMBED** key content and quotations in your memory by testing yourself regularly. Use revision cards/recall quizzes to do this. The more you test yourself, the more impact it will have. Don't forget to space your learning – revisit knowledge again a day and a week later.
4. **PRACTICING exam questions.** Use your notes if needed. Build confidence. Then do timed practice, in exam conditions. Also practise planning questions and writing thesis statements/topic sentences. Reflect on your answers, look for gaps and make improvements using the exemplar responses in your feedback booklet. Check factual detail / structure of answers / quality of explanation / coherency and quality of response. **THIS STAGE IS SO IMPORTANT**

| Weeks | Wk /Beg                  | Topic                     | Revision Task  |
|-------|--------------------------|---------------------------|--|
| 1     | 21 <sup>st</sup> October | Macbeth                   | Condense notes on key themes and characters. Pick out key quotations and moments for each. Use resources on BBC Bitesize, GCSEpod and Glow up Your Grades<br><b>Characters:</b> Macbeth, Lady Macbeth, Banquo, The Witches<br><b>Themes:</b> Guilt, ambition, the supernatural, power, kingship  |
| 2     | Half term                | Language Paper 1/2        | Condense your notes on the requirements of each question.<br>Complete a Language Paper 1 mini mock under timed conditions.   |
| 3     | 4 <sup>th</sup> Nov      | Power and Conflict Poetry | Condense, verbalise your notes for each of the poems. Pick out key quotations and make connections across poems for key themes.<br><b>Themes:</b> abuse of power, effects of war, types of conflict, attitudes to conflict. <ul style="list-style-type: none"> <li>• Watch 5 GCSE pods on poems you feel the least confident with.</li> <li>• Try planning an exam question. Decide on your big ideas turning these into topic sentences and practise selecting the quotations you might use.</li> </ul> |
| 4     | 11 <sup>th</sup> Nov     | Language Paper 2          | Watch the Language Paper 2 videos on Glow up Your Grades talking through each question.<br><br>Practise Q2 summary (8 marks), Q4 Comparing perspectives (16marks)  |
| 5     | 28 <sup>th</sup> Nov     | Language Paper 1          | Practise Q3 Structure (8 marks), Q4 Evaluating statement (20 marks) and Section B creative writing (40 marks)  |
| 6     | 25 <sup>th</sup> Nov     | Jane Eyre                 | Condense notes on key themes and characters. Pick out key quotations and moments for each. Use resources on BBC Bitesize, GCSEpod.<br><b>Characters:</b> Jane, Mr Rochester, John Rivers/ Mr Brocklehurst, Bertha/Mrs Reed/Helen Burns <b>Themes:</b> female independence, social class, family, romantic relationships, the gothic  |
| 7     | 2 <sup>nd</sup> Dec      | Time Practice             | Re-Do essay questions / practice papers in timed conditions at home  |



### Revision Resources

- CGP Revision Guides
- GCSE Pod
- Glow up Your Grades YouTube Channel
- Practice questions given by your teacher



# Maths

## Revision Strategy

1. **MAKE and IMPROVE** your revision notes, redrafting your first version. Set aside regular time slots each week for **Mathswatch**. Use this time to watch video tutorials and complete the corresponding questions. This will reinforce your understanding and help you review key topics for your GCSE Maths.
2. Identify specific topics to focus on based on your past assessments and areas of difficulty. Begin your revision by covering **the top 10 topics** that frequently appear each year. This **targeted approach** will help strengthen your understanding and improve your performance.

| Higher                    | Completed | Foundation                       | Completed |
|---------------------------|-----------|----------------------------------|-----------|
| Product Rule for Counting |           | Fraction, Decimals & Percentages |           |
| All Index laws            |           | Four operations with fractions   |           |
| Trigonometry SOHCAHTOA    |           | Rounding                         |           |
| Direct/Inverse Proportion |           | Share into given ratio           |           |
| Solving Ratio Problems    |           | Factors and Multiples            |           |
| Density, Mass , Volume    |           | Calculation with money           |           |
| Circle Theorem            |           | Collecting like terms            |           |
| Histograms                |           | Averages from tables & diagrams  |           |
| Compound interest         |           | Percentage of amounts            |           |
| Bounds                    |           | Form and solve equations         |           |

3. **PRACTICING exam questions.** Use your notes if needed. Build confidence. Then do timed practice, in exam conditions. After completing questions, review your results. Focus on any incorrect answers to understand your mistakes. Share your progress and any difficulties with your teacher. They can provide additional resources or tailored lessons based on your results. **THIS STAGE IS SO IMPORTANT**

| Weeks    | Wk /Beg                  | Homework Task                                  | In more detail  |
|----------|--------------------------|--|---|
| <b>1</b> | 21 <sup>st</sup> October | Complete June 2017 Paper 1- Non Calculator     | Please log in to MathsWatch and complete the assigned exam paper. Your results will be analysed by your teacher to pinpoint the topics where you may need additional support. |
| <b>2</b> | Half term                | Complete June 2017 Paper 2- Calculator         |   |
| <b>3</b> | 4 <sup>th</sup> Nov      | Complete June 2017 Paper 3- Calculator         |   |
| <b>4</b> | 11 <sup>th</sup> Nov     | Complete November 2017 Paper 1- Non Calculator | These insights will help your teacher plan targeted revision sessions tailored to your needs as a student.  |
| <b>5</b> | 28 <sup>th</sup> Nov     | Complete November 2017 Paper 2- Calculator     |   |
| <b>6</b> | 25 <sup>th</sup> Nov     | Complete November 2017 Paper 3- Calculator     |   |
| <b>7</b> | 2 <sup>nd</sup> December | Timed Practice Papers / Questions              |   |

## Revision Strategy

1. Watch the [www.my-gcsescience.com](http://www.my-gcsescience.com) videos on the topic.
2. Try the quick-fire, retrieval, self-marking, multiple choice questions that go with the recording.
3. Spend time on the video that focuses on your most challenging areas of the specification.  
Download or print the note sheet, annotate it while watching the video and file the notes made for later revision.
4. Try the practice exam questions that go with the recording on my-gcsescience.com . Check your answers with the mark schemes that are posted by the exam question.
5. Watch videos on the topic from [www.freesciencelessons.co.uk](http://www.freesciencelessons.co.uk)
6. Refer to a revision guidebook to consolidate your notes.
7. Keep informed by checking your Science Team on Microsoft Team and use the revision resources posted by YHA and your Science teachers.

| Weeks    | Wk /Beg                  | Topic   | Revision Task   |
|----------|--------------------------|---|---|
| <b>1</b> | 21 <sup>st</sup> October | C5.1 Atomic Structure and Periodic Table and<br>P6.1 Energy             | In addition to the advice above, refer to <a href="http://www.kerboodle.com">www.kerboodle.com</a> text books. Choose the pages on topic areas where you need the most practice:<br>-AQA GCSE Chemistry for Combined Science: Trilogy Pages 2-33<br>-AQA GCSE Physics for Combined Science: Trilogy Pages 2-43    |
| <b>2</b> | Half term                | C5.2 Bonding Structure and Properties of Matter and<br>P6.2 Electricity | In addition to the advice above, refer to <a href="http://www.kerboodle.com">www.kerboodle.com</a> text books. Choose the pages on topic areas where you need the most practice :<br>-AQA GCSE Chemistry for Combined Science: Trilogy Pages 34-55<br>-AQA GCSE Physics for Combined Science: Trilogy Pages 44-69 |
| <b>3</b> | 4 <sup>th</sup> Nov      | C5.3 Quantitative Chemistry and<br>P6.3 Particle Model of Matter        | In addition to the advice above, refer to <a href="http://www.kerboodle.com">www.kerboodle.com</a> text books. Choose the pages on topic areas where you need the most practice :<br>-AQA GCSE Chemistry for Combined Science: Trilogy Pages 56-65<br>-AQA GCSE Physics for Combined Science: Trilogy Pages 70-83 |
| <b>4</b> | 11 <sup>th</sup> Nov     | C5.4 Chemical Changes and<br>P6.4 Atomic Structure and Radiation        | In addition to the advice above, refer to <a href="http://www.kerboodle.com">www.kerboodle.com</a> text books. Choose the pages on topic areas where you need the most practice:<br>-AQA GCSE Chemistry for Combined Science: Trilogy Pages 66-95<br>-AQA GCSE Physics for Combined Science: Trilogy Pages 84-95  |
| <b>5</b> | 28 <sup>th</sup> Nov     | C5.5 Energy Changes   | In addition to the advice above, refer to <a href="http://www.kerboodle.com">www.kerboodle.com</a> text books. Choose the pages on topic areas where you need the most practice:<br>-AQA GCSE Chemistry for Combined Science: Trilogy Pages 96-105  |
| <b>6</b> | 25 <sup>th</sup> Nov     | Recap and Retrieval on the topics student found most challenging        | Read through any notes you have made. Re-watch the <a href="http://www.my-gcsescience.com">www.my-gcsescience.com</a> recordings on topic areas that you find most challenging.   |
| <b>7</b> | 2 <sup>nd</sup> December | Timed Practice Papers / Questions                                       |   |



# French

Follow the revision plan discussed in class with your teacher. This includes you...

- Memorise and revisit** five new words (not cognates) from the glossary and one grade 9 expression! Memorise verb endings for different tenses (present, past, future, imperfect).
- Practice by completing activities from your vocabulary and grammar booklets:** Recommended AQA Grammar, Vocabulary and Translation Workbook / CGP revision guides. You can also complete practice for reading and listening on **GCSE Pod**, **Seneca Learning**, **BBC Bitesize**, **languagesonline** and **languagenut**
- Complete exam-style questions:** a picture description / 40-word essay / 90 or 150 word essay / translation tasks / role play / photo card and general conversation, including your nominated theme.

Remember to use your AQA GCSE French Vocabulary and Speaking booklets. Ask your teacher for more online resources (e.g. [www.languagesonline.org.uk](http://www.languagesonline.org.uk) / [www.languagenut.com](http://www.languagenut.com))

| Week | Wk / Beg | Topics  |
|------|----------|---|
| 1    | 21 Oct   | <b>Theme 1: Identity and Culture</b><br><i>Topics: Me, my family and my friends / Technology in every in life</i>   |
| 2    | 28 Oct   | <b>Theme 2: Local, International and Global areas of interests</b><br><i>Topics: Home, town, neighbourhood and region / Healthy and unhealthy lifestyle</i>   |
| 3    | 04 Nov   | <b>Theme 3: Current and future study and employment</b><br><i>Topics: My studies: school / school subjects / Life at school and college / Education, Post-16 / Jobs, Career choices and ambitions</i> |
| 4    | 11 Nov   | <b>Theme 2: Local, International and Global areas of interests</b><br><i>Topics: Charity and voluntary work / Poverty and homelessness</i>  |
| 5    | 18 Nov   | <b>Theme 1: Identity and Culture</b><br><i>Topics: Free-time activities / Customs and Festivals</i>   |
| 6    | 25 Nov   | <b>Theme 2: Local, International and Global areas of interests</b><br><i>Topics: Environment / Travel and Tourism</i>   |
|      |          | <i>Speaking exams begin (French and Spanish)</i>  |
|      |          | Listening and Reading exams: FRENCH FT and HT   |
|      |          | Writing exam: FRENCH FT and HT  |

## Grammar points you need to know:

| Foundation Tier   | Higher Tier   |
|---|---|
| <b>Verb tenses:</b><br><i>Reflexive verbs / The present tense / the perfect tense / the imperfect tense / the near future tense / the simple future tense and the conditional tense</i> | <b>Verb tenses:</b><br><i>Reflexive verbs / The present tense / the perfect tense / the imperfect tense / the <b>plu-perfect tense</b> / the near future tense / the simple future tense / the <b>subjunctive mode (present tense)</b> / 'si' clauses / and the conditional tense</i> |
| <i>Common irregular verbs (e.g. aller / faire / avoir / être) and modal verbs (devoir / pouvoir / vouloir / savoir) in the present, perfect and near future tenses.</i>                 | <i>Common irregular verbs (e.g. aller / faire / avoir / être) and modal verbs (devoir / pouvoir / vouloir / savoir) in the present, perfect, <b>imperfect</b>, <b>near future</b>, future and <b>conditional tenses</b>.</i>  |
| <i>Time phrases / Sequencers / Connectives / High frequency words and expressions</i>   |   |



SENECA LEARNING



[www.linguascope.com](http://www.linguascope.com) (username and password required. PI)

# Spanish

Follow the revision plan discussed in class with your teacher. This includes you...

4. **Memorise and revisit** five new words (not cognates) from the glossary and one grade 9 expression! Memorise verb endings for different tenses (present, past, future, imperfect).
5. **Practice by completing activities from your vocabulary and grammar booklets:** Recommended AQA Grammar, Vocabulary and Translation Workbook / CGP revision guides. You can also complete practice for reading and listening on **GCSE Pod**, **Seneca Learning**, **BBC Bitesize**, **languagenut** and **languagesonline**
6. **Complete exam-style questions:** a picture description / 40-word essay / 90 or 150 word essay / translation tasks / role play / photo card and general conversation, including your nominated theme.

Remember to use your AQA GCSE Spanish Vocabulary and Speaking booklets. Ask your teacher for more online resources (e.g. [www.languagesonline.org.uk](http://www.languagesonline.org.uk) / [www.languagenut.com](http://www.languagenut.com))

| Week | Wk /Beg | Topics  |
|------|---------|---|
| 1    | 21 Oct  | <b>Theme 1: Identity and Culture</b><br><i>Topics: Me, my family and my friends / Technology in every in life</i>   |
| 2    | 28 Oct  | <b>Theme 2: Local, International and Global areas of interests</b><br><i>Topics: Home, town, neighbourhood and region / Healthy and unhealthy lifestyle</i>   |
| 3    | 04 Nov  | <b>Theme 3: Current and future study and employment</b><br><i>Topics: My studies: school / school subjects / Life at school and college / Education, Post-16 / Jobs, Career choices and ambitions</i> |
| 4    | 11 Nov  | <b>Theme 2: Local, International and Global areas of interests</b><br><i>Topics: Charity and voluntary work / Poverty and homelessness</i>  |
| 5    | 18 Nov  | <b>Theme 1: Identity and Culture</b><br><i>Topics: Free-time activities / Customs and Festivals</i>   |
| 6    | 25 Nov  | <b>Theme 2: Local, International and Global areas of interests</b><br><i>Topics: Environment / Travel and Tourism</i>   |
|      |         | <i>Speaking exams begin (French and Spanish)</i>  |
|      |         | Listening and Reading exams: SPANISH FT and HT  |
|      |         | Writing exam: SPANISH FT and HT   |

## Grammar points you need to know:

- *Verb endings of –AR, -ER, -IR verbs for different tenses (present, past, future, imperfect and conditional tenses)*
- *Infinitive constructions in Spanish*
- *'If' clauses: using two time frames (verb tenses in one sentence)*
- *Expressions of opinions, comparative adjectives and superlatives, adverbs (intensifiers), sequencers and time markers in Spanish*



SENECA LEARNING



[www.linguascope.com](http://www.linguascope.com) (username and password required. Please speak

# Geography

## Revision Strategy

1. **MAKE and IMPROVE** your revision notes, redrafting your first version
2. **CONDENSE** the notes by hand – *on lined paper papers under headings or question or on mind-maps /revision cards / diagrams. Use colour to categorise information*
3. **VERBALISE your notes** - Read your notes out aloud, giving yourself a mini lecture on each topic. You could **record** this **to play back** to yourself.
4. **Quiz yourself** or get a peer to quiz you on the topics
5. **PRACTICING exam questions.** Use your notes if needed. Build confidence. Then do timed practice, in exam conditions. Reflect on your answers, look for gaps and make improvements. Check factual detail / structure of answers / quality of explanation / whether you've built an argument. **THIS STAGE IS SO IMPORTANT**

| Weeks | Wk /Beg                  | Topic                  | Revision Task  |
|-------|--------------------------|------------------------|--|
| 1     | 21 <sup>st</sup> October | Ecosystems and TRF     | Answer all questions on the revision grid for this topic attached in the ppt |
| 2     | Half term                | Cold environments      | Answer all questions on the revision grid for this topic attached in the ppt |
| 3     | 4 <sup>th</sup> Nov      | Weather hazards        | Answer all questions on the revision grid for this topic attached in the ppt |
| 4     | 11 <sup>th</sup> Nov     | Climate change         | Answer all questions on the revision grid for this topic attached in the ppt |
| 5     | 28 <sup>th</sup> Nov     | Rivers                 | Answer all questions on the revision grid for this topic attached in the ppt |
| 6     | 25 <sup>th</sup> Nov     | Coasts                 | Answer all questions on the revision grid for this topic attached in the ppt |
| 7     | 2 December               | Gaps in your knowledge | <b>Timed Practice – before PPEs</b>  |

Additional information.

Prefer online resources to your green book? Use this website:

<https://www.physicsandmathstutor.com/geography-revision/gcse-aqa/>

Prefer watching content to reading it? Try this YouTube channel (Tutor2u):

[https://www.youtube.com/watch?v=3qWhU\\_gJBSM&list=PLp8BSCLLWBUAIPsWgY9LpB5gspnApW1gR](https://www.youtube.com/watch?v=3qWhU_gJBSM&list=PLp8BSCLLWBUAIPsWgY9LpB5gspnApW1gR)

Want to learn all of your key terms from one platform? Try this quizlet channel:

<https://quizlet.com/gb/content/cool-geography-aqa-gcse-geography>

# History

## Revision Strategy

- 1. MAKE and IMPROVE** your revision notes, redrafting your first versions.
- 2. CONDENSING** the notes by hand – *on lined paper under headings or questions / on mind-maps / spider diagrams / timelines / revision cards / diagrams dual coding. Use colours (highlighters) to theme, identifying cause, prevention, treatment, institutions, eras, key people and rank the information. As you do this.... VERBALISE your notes - reading your notes out aloud, giving yourself a mini lecture on each topic. You could record this to play back to yourself*
- 3. PRACTICING exam questions.** Use your notes if needed. Build confidence. Then do timed practice, in exam conditions. Reflect on your answers, look for gaps and make improvements. Check factual detail / structure of answers / quality of explanation / coherency and quality of argument. **THIS STAGE IS SO IMPORTANT**

| Weeks | Wk /Beg     | Homework Task   | In more details  |
|-------|-------------|---|--|
| 1     | 21 October  | Complete <b>Section A: Western Front Revision</b> Booklet qs  | Answer qs from A4 Revision booklet   |
| 2     | HALF TERM   | <b>Section B. Key Topic 1. The Middle Ages</b> - including revision cards and planning exam qs          | Condense, verbalise, practice<br>(Theme the revision cards based on key specialist terms, dates, individuals, eras, progress, limitations etc) |
| 3     | 4 November  | <b>Section B. Key Topic 2. The Renaissance</b> -including revision cards and planning exam qs           | Condense, verbalise, practice  |
| 4     | 11 November | <b>Section B. Key Topic 3. 1700-1900</b> - including revision cards and planning exam qs                | Condense, verbalise, practice.   |
| 5     | 18 November | <b>Section B. Key Topic 4. Modern Era. 1900 - today</b> - including revision cards and planning exam qs | Condense, verbalise, practice.   |
| 6     | 25 November | <b>Section A. The Western Front</b> - including revision cards and planning exam qs.                    | Condense, verbalise, practice.   |
| 7 - 8 | 2 December  | <b>Timed Practice Questions at home– before PPEs</b>  |  |



### Pearson Edexcel GCSE (9-1) Medicine in Britain c.1250 - present Revision Guide

- Use all the resources given to you in class & on MS Teams. Work your way through them. Repeat process.
- Go through all the sample & model answers we have given you. Go over them again. Repeat process
- Plan sample exam questions. Write them with & without notes (time permitting). Give into your History teacher. Can you do them timed?
- Understand the mark schemes & what each question is asking you. Repeat process
- **Go to Ms Costa's Intervention Tues lunch, support with Ms Smith Wed first break, Ms Maliqi Thurs lunch & Ms Costa Fri lunch.**



# ART

## Portfolio Page by Page Guide From September - December

|   |  |  |  |  |  |
|---|--|--|--|--|--|
| Photographs Page 1x A3                              | New Artist Research Page 1 x A3          | Drawing in Colour Experimentation Page 1x A3 | Painting Experimentation Page 1-2 x A3 page    | Printmaking experimentation Page 1-2 x A3 page | Final Response planning page 1 x A3 page |
| Contextual/Final Artist Research Page 1/2 x A3 Page | Mini Final Response 1 & 2 1-2 x A3 pages |  | Final response plan & Photographs 1-2 A3 Pages | Minimum Total Pages 12                         |  |

## Half Term Monday 28th - Friday 1 November

Half Term Homework: 1. Final Response planning page 2. Contextual Research 3. Final Artist Research

|  |   |  |   |
|--|---|--|---|
| <b>Week 8/9</b><br>4th - 15th<br>November<br><i>Teacher Monitoring &amp; Feedback Week</i> | <u>Mini Final Responses 1 &amp; 2 A04/A02</u><br><i>Looking at ways to Refine</i>   | <b>Mini Final Responses page 1-2 x A3 page</b> <ul style="list-style-type: none"> <li>Presented work</li> <li>Annotations</li> <li>Linked artists</li> </ul>   | Complete Mini Final Responses<br>Complete Mini Final responses page |
| <b>Week 10</b><br>18th - 22nd<br>November  | <u>Final Response Planning &amp; Photographs A04</u>  | <b>Final Response page 1-2 x A3</b> <ul style="list-style-type: none"> <li>Final Response detailed sketched</li> <li>Final Response Photos</li> <li>Final Response annotations</li> <li>Final Response Artist Links</li> </ul> | Complete Final Response page  |
| <b>Week 11</b><br>25th - 29th<br>November<br><i>Teacher Monitoring &amp; Feedback Week</i> | <u>Preparing for Exam</u> <ul style="list-style-type: none"> <li>Artist Research</li> <li>Final experiments</li> <li>Photograph</li> <li>Annotations</li> </ul> | <b>Completing portfolio of work</b>  | Complete supporting contextual research                             |
| <b>Week 12</b><br>Exam Week<br>5th - 6th<br>December<br>10 Hour                            | <u>Preparing for Exam</u><br>Artist Research <ul style="list-style-type: none"> <li>Final experiments</li> <li>Photograph</li> <li>Annotations</li> </ul>       | <b>Completing portfolio of work</b>  | Finish off all work in sketchbook/annotate                          |

**Hand in of work for Assessment 6th December end of Exam**

# Classical Civilisation

## Revision Strategy

2. **MAKE and IMPROVE** your revision notes, redrafting your first version. Don't forget to make use of resources on MS Teams.
3. **CONDENSE** the notes by hand – on lined paper papers under headings or question or on mind-maps / timelines / revision cards. Flash cards in particular work really well for Classics. **Use colour to categorise information.**
4. **EMBED** key content and quotations in your memory by testing yourself regularly. Use revision cards/recall quizzes to do this. We have online quizzes on MS Forms. The more you test yourself, the more impact it will have. Don't forget to space your learning – revisit knowledge again a day and a week later.
5. **PRACTICING exam questions.** Use your notes if needed. Build confidence. Then do timed practice, in exam conditions. Plan your responses using simple tables (like we do in intervention sessions). Reflect on your answers, look for gaps and make improvements using the exemplar responses in your feedback booklet. Check factual detail / structure of answers / quality of explanation / coherency and quality of response. **THIS STAGE IS SO IMPORTANT.**

| Weeks | W/B                      | Topic                                   | Revision Task   |
|-------|--------------------------|---|---|
| 1     | 21 <sup>st</sup> October | Women in the Ancient World (Topics 1-4) | Identify the topics you are least confident on. Test yourself on your knowledge – take a topic, write down everything you remember, then check against your notes. Add in anything you missed in a different colour, then review. Do the same again after two days.   |
| 2     | Half term                | Women in the Ancient World (Topics 5-8) | Identify the topics you are least confident on. Test yourself on your knowledge – take a topic, write down everything you remember, then check against your notes. Add in anything you missed in a different colour, then review. Do the same again after two days.   |
| 3     | 4 <sup>th</sup> Nov      | Mycenaean World                         | Revise the key sites of Mycenae, Tiryns and Troy. Make sure you can identify different features from photos and learn key details such as materials and measurements. Make you understand why each feature was useful AND what it tells us about the Mycenaeans.  |
| 4     | 11 <sup>th</sup> Nov     | Women in the Ancient World              | Focus this week on prescribed sources (use the content overview sheet in the front of your folders and on MS Teams). Make sure you know these sources thoroughly (especially the literary sources!)<br>Women in the Ancient World.<br><br>Now focus on practising 8 and 15 mark questions – time yourself! Make sure you are planning your 15 mark questions in particular! |
| 5     | 18 <sup>th</sup> Nov     | Mycenaean World                         | Go through each of the prescribed sources – try and annotate them from memory.<br><br>Practice 8 and 15 mark questions – always ask yourself 'What does this tell us about the Mycenaeans?'   |
| 6     | 25 <sup>th</sup> Nov     | Odyssey Book 9                          | Condense notes on key themes and characters. Pick short sections from the book and analyse them.<br><b>Characters:</b> Odysseus, Cicones, Lotus Eaters, Polyphemus, Poseidon<br><b>Themes:</b> Nostos, Xenia, Civilised vs. Uncivilised   |
| 7     | 2 <sup>nd</sup> Dec      | Time Practice                           | Re-Do essay questions / practice papers in timed conditions at home   |

# Computer Science

1. **MAKE and IMPROVE your revision notes:** Use a mix of textbooks, class notes, and online resources like Seneca, BBC Bitesize, and the **OCR website**.
2. **CONDENSE your notes:** Use techniques like mind maps, flashcards, or summary sheets. Highlight key terms and processes, and categorize information using colors.
3. **EMBED key content in memory:** Test yourself regularly with flashcards, quizzes, and spaced repetition. Revisit topics a few days and weeks after initial study to reinforce knowledge.
4. **PRACTICE exam questions:** Start by using your notes, then progress to timed conditions. Review your answers and compare them to mark schemes. Focus on coding tasks, pseudocode writing, and understanding key concepts.

•

| Week | Wk /Beg   | Topic  | Revision Task   |
|------|-----------|--|---|
| 1    | 21st Oct  | <b>Systems Architecture</b>                                    | <ul style="list-style-type: none"> <li>- Condense notes on CPU components (ALU, CU, Cache), fetch-decode-execute cycle, and von Neumann architecture.</li> <li>- Use BBC Bitesize and Seneca for additional resources.</li> <li>- Create a mind map on CPU performance factors (clock speed, cache size, number of cores).</li> </ul>   |
| 2    | Half Term | <b>Memory &amp; Storage</b>                                    | <ul style="list-style-type: none"> <li>- Condense notes on primary memory (RAM, ROM), secondary storage, and types (SSD, HDD, optical).</li> <li>- Make flashcards for key concepts: volatile vs. non-volatile, read/write speeds, capacity considerations.</li> <li>- Practice exam questions on storage capacity calculations.</li> </ul>   |
| 3    | 4th Nov   | <b>Networks &amp; Topologies</b>                               | <ul style="list-style-type: none"> <li>- Condense notes on LANs, WANs, network hardware (routers, switches, NICs).</li> <li>- Create diagrams of star and mesh topologies.</li> <li>- Use BBC Bitesize videos to visualize network setups.</li> <li>- Practise short answer questions on network performance factors (bandwidth, latency).</li> </ul>   |
| 4    | 11th Nov  | <b>Network Security/ Programming Techniques</b>                | <ul style="list-style-type: none"> <li>- Condense notes on common threats (malware, phishing, brute force, DDoS).</li> <li>- Make revision cards for security measures (firewalls, anti-virus, encryption, penetration testing).</li> <li>- Complete practice questions on identifying and mitigating network threats.</li> <li>- Practise using advanced programming techniques (arrays, functions, loops, conditional statements).</li> <li>- Code small projects in Python (e.g., a calculator, quiz app).</li> <li>- Test your code against various input cases and debug.</li> </ul> |
| 5    | 18th Nov  | <b>System Software/ Programming Fundamentals (Component 2)</b> | <ul style="list-style-type: none"> <li>- Summarise the roles of operating systems (memory management, file handling, user interfaces).</li> <li>- Create a flowchart showing how an OS manages tasks.</li> <li>- Practise questions on the difference between system and application software.</li> <li>- Condense notes on basic programming constructs (variables, data types, operators).</li> </ul>   |

| Week | Wk /Beg  | Topic   | Revision Task  |
|------|----------|---|--|
|      |          |   | <ul style="list-style-type: none"> <li>- Write pseudocode for basic programs (calculating averages, simple loops).</li> <li>- Practise questions on tracing code and identifying errors.</li> </ul>  |
| 6    | 25th Nov | <b>Ethics, Legal, and Environmental Concerns/ Data Representation</b> | <ul style="list-style-type: none"> <li>- Condense notes on ethical, legal, and environmental issues (data privacy, the Digital Divide, e-waste).</li> <li>- Create a table comparing legislation (e.g., Data Protection Act, Computer Misuse Act).</li> <li>- Use BBC Bitesize for case studies and practice essay questions.</li> <li>- Condense notes on binary, hexadecimal, ASCII, and image representation.</li> <li>- Practice converting between binary, decimal, and hexadecimal.</li> <li>- Use online quizzes to test your understanding.</li> <li>- Attempt exam questions on binary arithmetic and image storage calculations</li> </ul> |
| 7    | 2nd Dec  | <b>Boolean Logic/ Algorithms</b>                                      | <ul style="list-style-type: none"> <li>- Condense notes on logic gates (AND, OR, NOT).</li> <li>- Create truth tables for each gate and practice combining gates in logic circuits.</li> <li>- Practise drawing and interpreting simple logic diagrams.</li> <li>- Condense notes on searching (linear, binary) and sorting algorithms (bubble, merge, insertion).</li> <li>- Create flowcharts for each algorithm.</li> <li>- Test yourself by tracing algorithms step-by-step using sample data sets.</li> </ul>   |

### Additional Tips

- **Use Online Resources:** Platforms like Seneca Learning, GCSEPod, and BBC Bitesize can help reinforce learning.
- **Exam Practice:** Make use of past papers and mark schemes available on the **OCR website**.

**Group Study:** Pair up with a study buddy to quiz each other and discuss challenging topics.

# Design and Technology

## Revision Strategy

1. **Revisit it** – use your RAG list to improve your notes, start with the topics you are least confident with. Make sure your notes are detailed & cross referenced with the links to BBC Bitesize & Eduqas Student Planner
2. **Revise it** – test yourself, be tested and practice questions/Quiz on Daydream app/ Make Mindmaps/ Maths in DT on DT MS Team
3. **Re-Rag it** – identify the topics where you still have gaps in your knowledge and understanding

Remember: You need to know all the **CORE** areas & the **Timber Specialism**. It clearly shows all topics on the RAG list & DT MS Teams

## Need support and help or just want to extend your knowledge?

Access Theory units, RAG List & Practice Maths Booklet on your D&T Microsoft Teams

Use the Exam Board D&T GCSE “Eduqas Student Planner” resource weblink

<https://resources.eduqas.co.uk/Pages/ResourceSingle.aspx?rId=2023>

Check through your daydream Pocket book and Quiz using the interactive app

<https://apps.daydreameducation.com/>

Search BBC Bitesize, Design and Technology, Eduqas GCSE 9-1

<https://www.bbc.co.uk/bitesize/examspecs/z4nfwty>

My GCSE Design & Technology revision planner

| Component 1: Core knowledge  | Lessons                  | Snack size revision | Exam walk through | Covered in class | Still need help | Getting there | Got it! |
|--|--------------------------|---------------------|-------------------|------------------|-----------------|---------------|---------|
| Topic  |                          |                     |                   |                  |                 |               |         |
| Smart materials, composites and technical textiles                 | Revised Learning Lessons |                     |                   |                  |                 |               |         |
|  | Revised Learning Lessons |                     |                   |                  |                 |               |         |
|  | Revised Learning Lessons |                     |                   |                  |                 |               |         |
|  | Revised Learning Lessons |                     |                   |                  |                 |               |         |
| Electronic systems, programmable components and mechanical devices | Revised Learning Lessons |                     |                   |                  |                 |               |         |
| Materials: papers & boards   | Revised Learning Lessons |                     |                   |                  |                 |               |         |
| Materials: natural & manufactured timber                           | Revised Learning Lessons |                     |                   |                  |                 |               |         |
| Materials: ferrous & non-ferrous metals                            | Revised Learning Lessons |                     |                   |                  |                 |               |         |
| Materials: thermoforming & thermosetting polymers                  | Revised Learning Lessons |                     |                   |                  |                 |               |         |
| Materials: fibres & textiles                                       | Revised Learning Lessons |                     |                   |                  |                 |               |         |
|  | Revised Learning Lessons |                     |                   |                  |                 |               |         |

Remember to you use your  
Eduqas Student Planner  
&  
RAG list



# Film Studies

1. **REREAD CLASS NOTES AND CONDENSE THEM** by hand

2. **MAKE SURE** you are concentrating on the different **FOCUS** for each film:

- Attack the Block – **AESTHETIC** (GENRE)
- Slumdog Millionaire – **NARRATIVE** (HOW CHARACTERS AND THEMES CHANGE)
- Wadjda – **REPRESENTATION** (CULTURE, RELIGION, WOMEN)
- Dracula – **GENRE AND CONTEXT** (SOCIAL, HISTORICAL, INSTITUTIONAL)

Make sure you have **THREE SCENES** for each film that you know well – create a revision card for each with notes on **CINEMATOGRAPHY, MISE-EN-SCENE, EDITING and SOUND**

3. **REDRAFT** these notes into **spider diagrams, flash cards, lists, tables** etc.

4. **VERBALISE** your notes - Read your notes out aloud, practise them in front of someone

3. **PRACTICING exam questions.** Use your notes if needed. Build confidence. Then do timed practice, in exam conditions. Reflect on your answers, look for gaps and make improvements. **HAND MS CROWLEY mock attempts in person or online!**

- Use **Youtube** for analysis of core scenes and interviews with directors
- Use **Eduqas'** website for Film Studies blended learning resources – quizzes, revision notes, videos
- Use **Teams** for lessons, past papers and helpful links from Ms Crowley
- On Teams there is also the **30 Days of Film Studies Revision Document**

| Week     | Wk /Beg                      | Topic  | Task  |
|----------|------------------------------|--|---|
| <b>1</b> | 21 <sup>st</sup><br>October  | <b>Half Term –<br/>Attack the Block</b>  | 1. <b>Genre</b> – sci-fi, horror, social realism<br>2. Film Context – social, historical, institutional<br>3. Three key scenes (with notes on cinematography, mise-en-scene, editing, sound)  |
| <b>2</b> | 28 <sup>th</sup><br>October  | <b>Half Term –<br/>Slumdog Millionaire</b>   | 1. <b>Narrative</b> – techniques and theories<br>2. Film Context – social, historical, institutional<br>3. Three key scenes (with notes on cinematography, mise-en-scene, editing, sound)   |
| <b>3</b> | 4 <sup>th</sup><br>November  | <b>Wadjda</b>  | 1. <b>Representation</b> – women, religion, class<br>2. Film Context – social, historical, institutional<br>3. Three key scenes (with notes on cinematography, mise-en-scene, editing, sound)                                       |
| <b>4</b> | 11 <sup>th</sup><br>November | <b>Film History Timeline</b>   | Test your knowledge of film dates, directors and titles: <ul style="list-style-type: none"> <li>• Use your film history <b>timeline</b></li> <li>• Use your <b>flashcards</b></li> <li>• Use the quizzes on <b>Teams</b></li> </ul> |
| <b>5</b> | 18 <sup>th</sup><br>November | <b>Mock Attempts</b>   | Use the 30 Days of Film Studies Revision Guide as well  |
| <b>6</b> | 25 <sup>th</sup><br>November | <b>Mock Attempts</b>   | Use the 30 Days of Film Studies Revision Guide as well  |
| <b>7</b> | 2 <sup>nd</sup><br>December  | Practice Questions in timed conditions and quiz self, particularly on areas where you are weakest. |   |

# Music

## Revision Strategy

1. Listen, listen, listen! You MUST listen to examples of all of the genres of music that we study alongside learning your key words and terminology.
2. Learn your key words! LEARN 10 key words and techniques about each style that we study, and listen out for these while you are LISTENING.
3. Use your booklets to LEARN your key words while you are LISTENING to examples.
4. Practice your 9-markers by using timelines and DR A SMITH.
5. Practice your comparisons using a Venn diagram to jot down similarities and differences.

If ever in doubt, use DR A SMITH.

| Week    | Wk /Beg                                   | Topics   |
|---------|---|--|
| 1       | 21 Oct                                    | <b>Theme 1: Rhythms of the World</b><br>Topics: Samba, Calypso, African Drumming, Indian Classical Music, Bhangra<br><a href="https://www.youtube.com/watch?v=bA-ekR9SK8I">https://www.youtube.com/watch?v=bA-ekR9SK8I</a><br><a href="https://www.youtube.com/watch?v=uuc_TIVKn34">https://www.youtube.com/watch?v=uuc_TIVKn34</a><br><a href="https://www.youtube.com/watch?v=RnexaL64Ycs">https://www.youtube.com/watch?v=RnexaL64Ycs</a>   |
| 2       | 28 Oct                                    | <b>Theme 1: Rhythms of the World</b><br>Topics: Israeli, Palestinian and Greek Music, and revise all other topics<br><a href="https://www.youtube.com/watch?v=YnjMjUHnCKs">https://www.youtube.com/watch?v=YnjMjUHnCKs</a><br><a href="https://www.youtube.com/watch?v=coKAhEoZ-OY">https://www.youtube.com/watch?v=coKAhEoZ-OY</a>  |
| 3       | 04 Nov                                    | <b>Theme 2: Film and Video Game Music</b><br>Instruments of the orchestra, technical key words, know your composers<br>Use the 'Flipping Fantastic' YouTube videos for Film Music:<br><a href="https://www.youtube.com/watch?v=N0zU7E_-5qo">https://www.youtube.com/watch?v=N0zU7E_-5qo</a>  |
| 4       | 11 Nov                                    | <b>Theme 2 &amp; 3: Film and Video Game Music &amp; The Concerto Through Time</b><br>Watch the YouTube concerto video<br><a href="https://www.youtube.com/watch?v=T81tIbQmT_M">https://www.youtube.com/watch?v=T81tIbQmT_M</a>   |
| 5       | 18 Nov                                    | <b>Theme 4: Conventions of Pop</b><br>Topics: Rock'n'Roll, Rock Anthems, Pop Ballads, Solo Artists<br><a href="https://www.youtube.com/watch?v=Ub66uXXkf9M&amp;t=1s">https://www.youtube.com/watch?v=Ub66uXXkf9M&amp;t=1s</a><br><a href="https://www.youtube.com/watch?v=2nW298hvjuI">https://www.youtube.com/watch?v=2nW298hvjuI</a><br><a href="https://www.youtube.com/watch?v=WaUIN7rD0Uo">https://www.youtube.com/watch?v=WaUIN7rD0Uo</a><br><a href="https://www.youtube.com/watch?v=nWOGWxyqhf0">https://www.youtube.com/watch?v=nWOGWxyqhf0</a> |
| 6 and 7 | 25 Nov<br>And 2 <sup>nd</sup><br>December | <b>Exam technique</b><br>Know your instruments of the orchestra.<br>Use DR A SMITH for all long paragraphs.<br>Use DR A SMITH if you are ever in doubt for answering short-answer questions.   |

# Physical Education GCSE

## TOP TIPS:

- **Create revision notes in the format that work best for you:**

*Mind-maps, flash cards, diagrams, posters or even re-writing out class notes which have been taken during lesson but condensing them to aid revision.*

- **Challenge yourself with various tasks to aid your revision:**

*Create exam questions on the different topics that you feel could be in an exam, ask your friends/family to ask you a question for you to respond and speak your revision notes out loud as if you were the teacher delivering this content.*

- **Practice exam questions and focus on structure:**

*Use your notes to answer an exam question in the first instance, then answer the questions without any prompts or notes to advantage your understanding. Remember to consider the structure required for 9-mark questions: state, elaborate/explain and then provide a sporting example to support your answer.*

- **POCKET GUIDE AND GCSE POD:**


*Make use of the Pocket Guide and use GCSE Pod – these are both fantastic resources to aid revision in a broken down format and with video assistance.*

| WEEK | Date                      | TOPIC                        | REVISION TASK   |
|------|---------------------------|------------------------------|---|
| 1    | 21 <sup>st</sup> October  | Applied Anatomy & Physiology | <ul style="list-style-type: none"> <li>• Skeletal &amp; Muscular Systems</li> </ul>   |
| 2    | 28 <sup>th</sup> October  | Applied Anatomy & Physiology | <ul style="list-style-type: none"> <li>• Respiratory &amp; cardiovascular systems</li> </ul>  |
| 3    | 4 <sup>th</sup> November  | Movement Analysis            | <ul style="list-style-type: none"> <li>• Levers</li> <li>• Planes &amp; Axes</li> </ul>   |
| 4    | 11 <sup>th</sup> November | Physical Training            | <ul style="list-style-type: none"> <li>• Components of fitness &amp; Tests</li> <li>• Methods of Training &amp; Exercise classes</li> </ul> |
| 6    | 18 <sup>th</sup> November | Physical Training            | <ul style="list-style-type: none"> <li>• Principles of Training</li> <li>• Adaptations of body systems</li> </ul>                           |
| 7    | 25 <sup>th</sup> November | Physical Training            | <ul style="list-style-type: none"> <li>• Injury &amp; Drugs</li> <li>• Warm up &amp; Cool down</li> </ul>                                   |
| 8    | 2 <sup>nd</sup> Dec       | Practice Questions           | <ul style="list-style-type: none"> <li>• Timed practice at home</li> </ul>  |

## Revision Strategy

- 1. MAKE and IMPROVE** your revision notes, redrafting your first version.
- 2. CONDENSING** the notes by hand – *on lined paper under headings or questions / on mind-maps / spider diagrams / timelines / revision cards / diagrams dual coding. Use colours (highlighters) to theme and rank the information. As you do this.... VERBALISE your notes - Read your notes out aloud, giving yourself a mini lecture on each topic. You could record this to play back to yourself*
- 3. PRACTICING exam questions.** Use your notes if needed. Build confidence. Then do timed practice, in exam conditions. Reflect on your answers, look for gaps and make improvements. Check factual detail / structure of answers / quality of explanation / coherency and quality of argument. **THIS STAGE IS SO IMPORTANT**

| Weeks    | Wk /Beg                         | Homework Task                    | In more details  |
|----------|---------------------------------|----------------------------------|--|
| <b>1</b> | <b>21<sup>st</sup> October</b>  | Memory                           | Complete revision notes for the description and evaluation of:<br>Multi store model,<br>Long term memory,<br>Reconstructive memory,<br>Explanations of Forgetting                  |
| <b>2</b> | <b>Half Term</b>                | Research Methods                 | Condense notes and answer past exam questions  |
| <b>3</b> | <b>4<sup>th</sup> November</b>  | Perception                       | Complete revision notes for Visual Illusions, Monocular & Binocular cues, Theories of Perception (including evaluation) & Factors affecting perceptual set (including evaluation). |
| <b>4</b> | <b>11<sup>th</sup> November</b> | Development                      | Complete revision notes on early brain development, Piaget's theory and factors affecting learning   |
| <b>5</b> | <b>18<sup>th</sup> November</b> | Research Methods                 | Answer past exam questions on MS Teams   |
| <b>6</b> | <b>25<sup>th</sup> November</b> | Research Methods                 | Answer past exam questions on MS Teams   |
| <b>7</b> | <b>2<sup>nd</sup> December</b>  | Timed Practice Questions at home |  |



**AQA PSYCHOLOGY for GCSE by Cara Flanagan (ISBN: 9781911208044)**  
Use all resources given to you in class and on MsTeams.

# Sociology


## Revision Strategy

1. **MAKE and IMPROVE** your revision notes, redrafting your first version.
2. **CONDENSING** the notes by hand – *on lined paper under headings or questions / on mind-maps / spider diagrams / timelines / revision cards / diagrams dual coding. Use colours (highlighters) to theme and rank the information. As you do this.... VERBALISE your notes* - Read your notes out aloud, giving yourself a mini lecture on each topic. You could **record** this to **play back** to yourself
3. **PRACTICING exam questions.** Use your notes if needed. Build confidence. Then do timed practice, in exam conditions. Reflect on your answers, look for gaps and make improvements. Check factual detail / structure of answers / quality of explanation / coherency and quality of argument. **THIS STAGE IS SO IMPORTANT**

| Weeks    | Wk /Beg                         | Homework Task                    | In more details  |
|----------|---------------------------------|----------------------------------|--|
| <b>1</b> | <b>21<sup>st</sup> October</b>  | Families                         | Complete revision notes on Theories (Perspectives) of Families     |
| <b>2</b> | <b>Half term</b>                | Social Stratification            | Complete revision notes on Poverty, Social Mobility & Life Chances |
| <b>3</b> | <b>4<sup>th</sup> Nov</b>       | Families                         | Complete revision notes on Family Diversity & Gender Roles         |
| <b>4</b> | <b>11<sup>th</sup> November</b> | Social Stratification            | Complete revision notes on Theories of Social Stratification       |
| <b>5</b> | <b>18<sup>th</sup> November</b> | Research Methods                 | Answer past exam questions on MS Teams                             |
| <b>6</b> | <b>25<sup>th</sup> November</b> | Research Methods                 | Answer past exam questions on MS Teams                             |
| <b>7</b> | <b>2<sup>nd</sup> December</b>  | Timed Practice Questions at home |  |

### **AQA GCSE 9-1 SOCIOLOGY Student Book by Pauline Willson (ISBN: 9780008220143)**

Use all resources given to you in class and on MsTeams.





# Religious Studies

## Revision Strategy

3. **MAKE and IMPROVE** your revision notes, redrafting your first version. Don't forget to make use of resources on MS Teams.
4. **CONDENSE** the notes by hand – on lined paper papers under headings or question or on mind-maps / timelines / revision cards / diagrams. **Use colour to categorise information.**
5. **EMBED** key content and quotations in your memory by testing yourself regularly. Use revision cards/recall quizzes to do this. The more you test yourself, the more impact it will have. Don't forget to space your learning – revisit knowledge again a day and a week later.
6. **PRACTICING exam questions.** Use your notes if needed. Build confidence. Then do timed practice, in exam conditions. Also practise planning questions and writing thesis statements/topic sentences. Reflect on your answers, look for gaps and make improvements using the exemplar responses in your feedback booklet. Check factual detail / structure of answers / quality of explanation / coherency and quality of response. **THIS STAGE IS SO IMPORTANT**

| Weeks   | Wk /Beg                  | Topic   | Revision Task  |
|---|--------------------------|---|--|
| 1   | 21 <sup>st</sup> October | Christian beliefs   | Practice questions. Use knowledge organisers found on teams. Make revision cards. Use revision organisers found on teams   |
| 2   | Half term                | Christian practices   | Practice questions. Use knowledge organisers found on teams. Make revision cards   |
| 3   | 4 <sup>th</sup> Nov      | Islam beliefs   | Practice questions. Use knowledge organisers found on teams. Make revision cards   |
| 4   | 11 <sup>th</sup> Nov     | Islam Practices   | Practice questions. Use knowledge organisers found on teams. Make revision cards   |
| 5   | 28 <sup>th</sup> Nov     | Focus on quotes and denominational differences in Christian key beliefs and practices | Learn Bible quotes for each topic. Draw up a table of different beliefs between Catholics/ Cof E and other groups. Practice questions. Use knowledge organisers. |
| 6   | 25 <sup>th</sup> Nov     | Focus on quotes and denominational differences in Islam key beliefs and practices     | . Learn Quran quotes for each topic. Practice questions. Use knowledge organisers. Make a table of Sunni and Shiah different beliefs and practicies              |
| <b>Week 7 Test yourself: Quizzes and Past Paper Questions in timed conditoins</b> |                          |   |  |

Use the essay questions on teams and do essay plans. 4 paragraphs agree/disagree/ agree/ disagree and ensure each includes point / quote / denominational view.

# Textiles – Component 1 Work Schedule

|             |  |                             |
|-------------|--|-----------------------------|
| 2th October | <b>HALF TERM-</b> <ul style="list-style-type: none"> <li>• Research your own artist inspiration and make a double page about them. Include pictures of their work. Choose from these artists:</li> <li>• Kate Brinkworth</li> <li>• Pauline Burbidge</li> <li>• Mary Grey</li> <li>• Isabel Emrich</li> <li>• Ando Gilardi</li> <li>• Write Statement of Intent for your own development of the project inspired by REFLECTION.</li> <li>• Take new photos and find new imagery to inspire your project</li> </ul> |                             |
| 4 November  | <b>WEEK 7 Own Artist samples-</b> make a variety of sample related to your second artist   | <b>DATA DROP</b>            |
| 11 November | <b>WEEK 8 Developing ideas through drawings/ photographs/ paintings/ samples etc.</b><br>Presentation of ideas & samples in sketchbook   | <b>POST-16 OPEN EVENING</b> |
| 18 November | <b>WEEK 9 Developing final ideas through drawings/ photographs/ paintings/ samples etc.</b>  |                             |
| 25 November | <b>WEEK 10 Developing final ideas through drawings/ photographs/ paintings/ samples etc.</b><br>Presentation of ideas & samples in sketchbook  |                             |
| 2 December  | <b>PPE Mock Exam- Final piece-</b> Thursday 5 <sup>th</sup> & Friday 6 <sup>th</sup><br>December – 10 hours over 2 days- independently making final piece for Reflection   | <b>TEXTILES PPEs</b>        |